
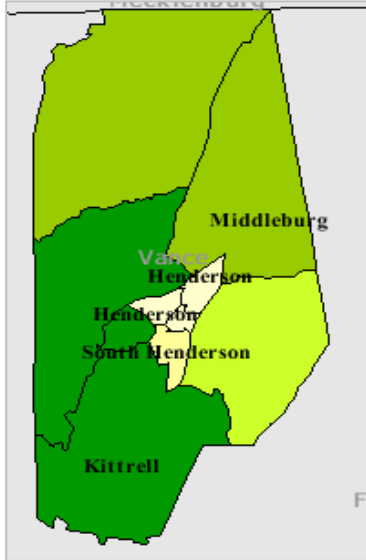
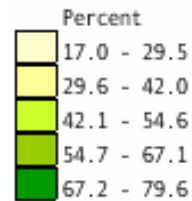
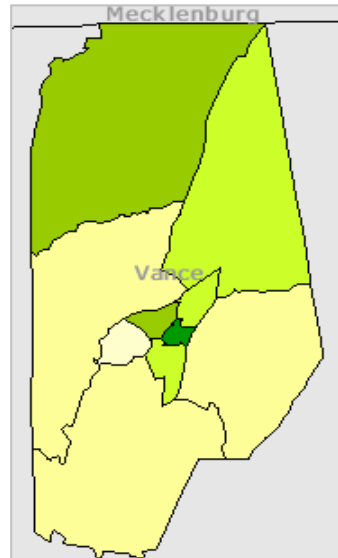


VANCE COUNTY

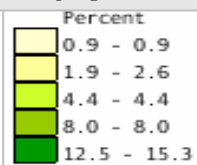
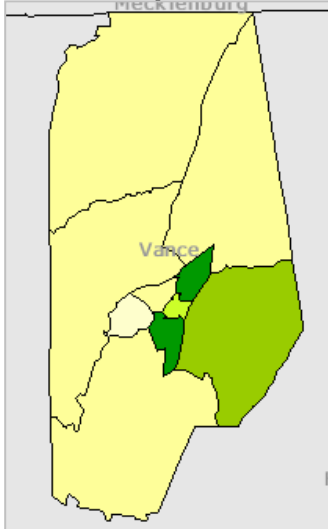
Median Household Income/year (\$)



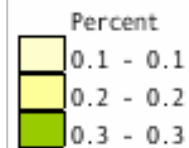
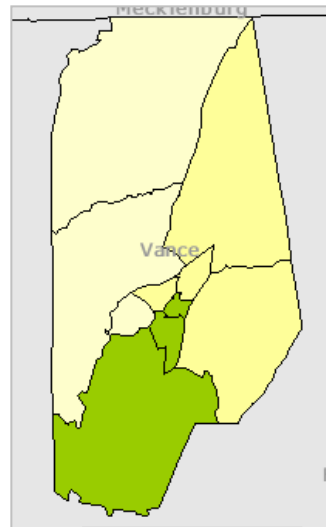
Percent African American



Percent Hispanic/Latino



Percent Native American



SOURCE

U.S. Census. 2000. American FactFinder Thematic Maps. (<http://factfinder.census.gov>)
 [Please note: Color scales represent different values for each map.]

VANCE COUNTY

Breast Cancer Incidence and Mortality

INCIDENCE (5-year) ¹		# cases	rate*
			136
by AGE	25–34	5	31.4
	35–44	13	77.2
	45–54	26	182.4
	55–64	34	342.1
	65–74	27	308.3
	75–84	26	441.7
	age 85+	5	226.0
by RACE	Caucasian	84	119.7
	Minority	51	110.1
MORTALITY (5-year) ³		# cases	rate*
		36	28.8
by RACE	Caucasian	16	19.3
	Minority	20	41.6

*cases per 100,000 population

SOURCE

1. North Carolina Central Cancer Registry. 5-Year Female Breast Cancer Incidence Rates (1996–2000). [Age-adjusted to the 2000 U.S. Census.]
2. North Carolina Central Cancer Registry. 5-Year Female Breast Cancer Mortality Rates (1997–2001). [Age-adjusted to the 2000 U.S. Census.]